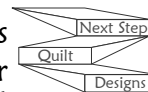


Oatmeal Raisin - 57"x75"

© 2023 Quiltnasium -Next Step Quilt Designs
Kathryn Wilson Tucker
NSQ231501



Welcome to the CQA/ACC 2024 Mystery Quilt Along, "Oatmeal Raisin".

I am delighted to create this mystery quilt, Oatmeal Raisin, for you this year. Naming a quilt is always the hardest part of designing a quilt and generally has nothing to do with the design. One of my favourite cookies is oatmeal raisin thus the name of the mystery quilt.

Fabric Selections:

No matter what pattern you choose, your quilt can be created in which ever genre you like to work in, ie civil war, modern, brights, batiks... The following is only a guideline for choosing fabric colours/value.

*** **DO NOT USE large scale multi colour or striped fabrics.**

*** **Choose fabric that is at least 40.5" usable, not including selvages. Allow for extra yardage if you pre-wash fabric.**

Background:

Do not use one-way or directional fabric. This quilt has a lot of background. It can be any value depending on what you use for the other fabrics. Background fabric should look the same when cut into small pieces as it does in a large piece. Look at an 8" piece, the width on the bolt, and a 2" square piece in any direction, the width of the side of the bolt. If they look the same, not skewed, then you have a good fabric. Low volume or low key fabrics work here.






Dark and Medium: The cuts are small. These fabrics should be in the same colour family. If you are using a lighter background then the fabrics should be darker and medium in value than the background. If you are using a dark background then the fabrics should be lighter than the background, a medium and a lighter medium or a darker light. **Note:** there is double the amount of Dark fabric than Medium fabric.

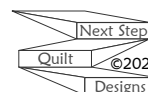
Accent: Again, the cuts are small. This fabric should add a spark to the whole quilt.

Binding: Can be any of the above fabrics. If I use a light background I generally use a darker binding fabric.

Place your fabric selections on the *Fabric Swatch Page* for reference.

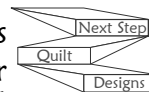
Use large zippered bags to label and organize fabric and completed units/blocks.

	Fabric Requirements	Meters
	Background B	4.15 m
	Dark D	0.70 m
	Medium M	0.30 m
	Accent A	0.30 m
	Binding	0.60 m
	Backing	 3.30 m



Oatmeal Raisin - 57"x75"


© 2023 Quiltnasium -Next Step Quilt Designs
Kathryn Wilson Tucker
NSQ231501




Fabric Swatch Page

Place matching fabric swatch in square for reference.


Background **B**



Dark **D**



Medium **M**



Accent **A**

